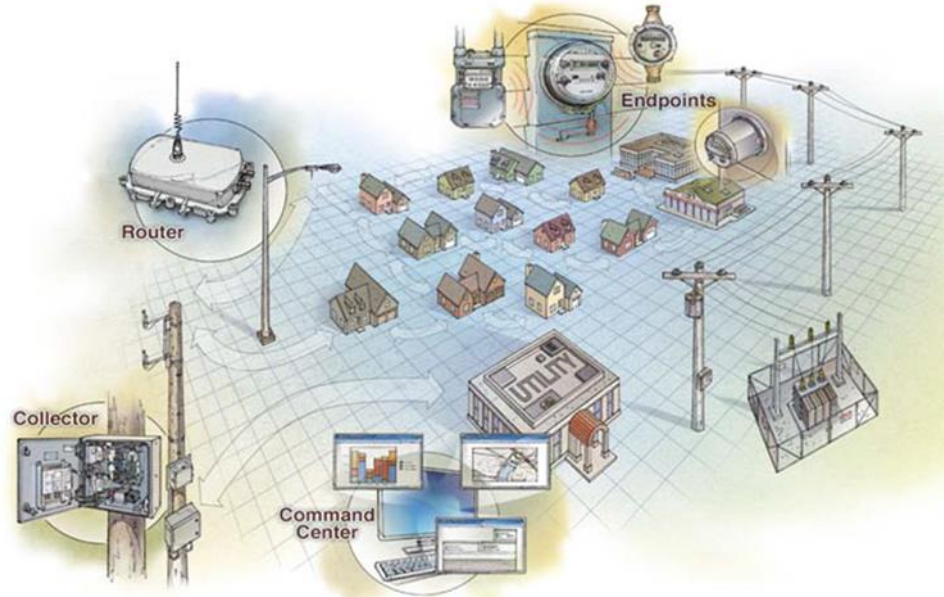


Ameren Illinois Advanced Metering Infrastructure (AMI)

2020 Annual Update



Agenda

- AMI Program Overview
- 2019 Accomplishments
- Electric AMI Capital Expenditures
- Appendices
 - EIMA Metrics



AMI Meter Deployment Overview

Draft and Confidential



AMI deployment target expanded to 100% by Illinois Commerce Commission order on September 22, 2016

- 1.2M electric (100%)

Deployment Schedule

- Complete 100% Electric AMI by the end of 2019

	2014	2015	2016	2017	2018	2019
Electric	4%	17%	32%	56%	80%	100%
Natural Gas	3%	11%	25%	42%	68%	100%






Visit AmerenIllinois.com

Note: 100% complete excludes Non-Standard metering customers and customer premise access issues.



Original Functionality Implementation Plan


Draft and Confidential

Stage 0	Stage 1	Stage 2	Stage 3
Install foundational meter data management system and AMI system	Process and Bill Residential and Commercial/Industrial customers	Upgrade processes and system to support remote connect/disconnect	Peak Time Rewards Program
Prepare systems and processes for installation of 2-way communication network	Integrate AMI and MDM systems and prepare for billing Transfer AMI interval data to Retail Energy Suppliers	Revenue Protection Analytics	Event processing such as outage notification
Manage Asset Information	Customer Web Portal 	Provide Non Billing Interval Data to RES	
Q2 2014 - Complete 	Q4 2014 - Complete 	Q2 2015 - Complete 	Q4 2015 - Complete 




2017 Additional AMI Functionality Implementation Plan

Draft and Confidential

2016 Release #1	2016 Release #2	2017 Release #1	2017 Release #2
Manual Registration of Home Area Network (HAN) Devices	Automated Registration of HAN Devices	Provide Bill Quality Interval Data to Retail Electric Suppliers	 Residential Only
Q1 2016 ✓	Q2 2016 ✓	Q2 2017 ✓	Q3 2017 ✓

2018 Additional AMI Functionality Implementation Plan

Draft and Confidential

2018 Release #1	2019 Release #1
 Small Commercial & Industrial	Residential Web Portal Upgrade
Voltage Data Collection from AMI	
Q4 2018 ✓	Q4 2019 ✓

2019 Accomplishments



Achieved 2019 AMI Meter Deployment Target

Draft and Confidential

	2019 Cumulative Total Commitment	2019 Cumulative Total Installed	Difference
AMI Electric Meters	1,244,865	1,242,017	(2,848)

Note: The variance for electric meter installs are due to two reasons: Non-standard metering customers and access issues.



Achieved Planned Route Conversion to AMI

Draft and Confidential

2019 Route Cutover		
Operating Center	Division	Total Routes
Eastern	1	96
Pekin	1	91
Alton	5	123
Mattoon	3	123
Paris	1	59
Carbondale	6	113
Springfield	3	<u>79</u>
	Total	684

¹A Customer Service Pilot (Choose Your Due Date Option) required additional routes to be created

²Cutover started in 2016, amount listed in "Total Routes" remain to be cutover



Realized Operational Benefits from Data Analytics

Reduction of Nuisance Truck Rolls:

Unnecessary service orders generated to check issues that are not truly issues

Reduced Back Office: Analytics leads which reduce human interaction in solving billing exceptions

Theft: Improve Ameren Illinois identification of theft and diversion.

Faster Identification of Dead Meters: Analytic leads which identify meters that are no longer communicating to the network or are not effectively metering the electric or gas service.

2019 BENEFITS/COST SAVINGS

Reduction of Nuisance Truck Rolls	\$83,498
Reduced Back Office Work	\$342,405
Faster ID of Dead Meters	\$900,337
Theft Detection and Reduction	<u>\$0</u>
Total	\$1,326,240



Continued the Peak Time Rewards (PTR) Program

Draft and Confidential

September 10, 2019	
Active Participants	99,180
Participants Receiving Credit	61,475
Percentage Successful	62%
Total Credits Earned	\$11,364
Average Credit per Participant	\$0.11
Average Credit per Successful Participant	\$0.18
Total Gross Savings (kWh)	118,624
Participants > \$5 Credit	1
Maximum Credit	\$7.61



Turn up AC
thermostat



Unplug unused
electronics



Delay laundry



Delay cooking or
using the oven



Tested and Enhanced AMI Architecture for Cybersecurity Draft and Confidential

- Conducted two enterprise wide tabletop cybersecurity controls assessments which included the AMI solution
- Performed a third party compromise assessment of the enterprise
 - No indicators of breach on any control or corporate system were identified
- Changes were made to enhance application and change control. Continued to monitor additional threat prevention for viruses and malware, as well as, Host Intrusion Prevention System (HIPS) to detect and alert Ameren IT of any suspicious events within the Ameren IT environments.



Attained 2019 Remote Service Order Goals

Draft and Confidential

	Forecasted for 2019	Actuals for 2019
Remote Service Orders	315,000	463,000

Remote Service Orders:

- Operate Switch for Cut Out/Cut In
- Operate Switch for Move Out/Move In
- Off Cycle Meter Reads for Same Day Move Out/Move In
- Off Cycle Meter Reads to address billing exceptions and customer issues



Every Customer Touched

After Meter Installed, Benefit Mailer Arrived



Encouraged energy management using features that were inspired by AMI or smart meters.

- Create an online account to manage usage and costs
- Sign up for Cost and Usage Alerts to manage at home or on-the-go
- Enroll in Peak Time Rewards – earn a bill credit by reducing energy usage during high demand times

Social Media: Ebbs and Flows of Life. Connecting Energy with lifestyle and changes in life.

Weekend Warrior, College Break, Empty Nester

 **Ameren Illinois**
Sponsored - 

Like your energy usage, life ebbs & flows. Get back to enjoying life's big & little moments with smart tools that help you save.



September
16th
Renovated
home office.

June July August September October

AMEREN.COM
Smarter options mean more control.
Enroll online today. [Learn More](#)

 **Ameren Illinois**
Sponsored - 



Like your energy usage, life ebbs & flows. Get back to enjoying life's big & little moments with smart tools that help you save.



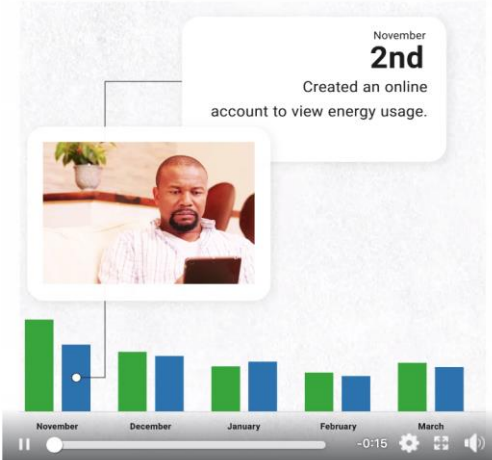
August
3rd
Signed up for
usage alerts.

August September October November December

AMEREN.COM
Smarter options mean more control.
Enroll online today. [Learn More](#)

 **Ameren Illinois**
Sponsored - 

Like your energy usage, life ebbs & flows. Get back to enjoying life's big & little moments with smart tools that help you save.



November
2nd
Created an online
account to view energy usage.

November December January February March

AMEREN.COM
Smarter options mean more control.
Enroll online today. [Learn More](#)

Social Media Insights

- While Empty Nester led overall, both in the testing and rollout phase, each creative approach outperformed Facebook averages.
- Retargeting saw an above-average click-through rate as well as continued to help educate our video viewers on energy use management.
- Paid search captured users intending to search for energy management.
- General audience performed well (or, in some cases, better).
- This strategy validated our hypothesis that these moments in life helped to contextualize energy management in tangible and relatable ways across a wide variety of key customers.



Customer Education: Smart meters: Incentive Launched



**JUMPSTART
YOUR SAVINGS**

Get LED Light Bulbs When
You Create an Online Account

Create an online account and get more options than ever
when it comes to managing your time, energy usage and
monthly bill.

Plus, new online account holders get an added bonus:
Four LED lightbulbs courtesy of Ameren Illinois to
Jumpstart your energy savings. That's *Energy at Work*.

START SAVING NOW




**YOUR
LED BULBS
ARE HERE!**

02/03/2020			
EE Flag	Target	Control	Remainder
Percent	3.93%	3.76%	3.65%
# Enrolled	654	433	571
Total	16649	11860	15202



Incorporating Broadcast for the first time in 2019

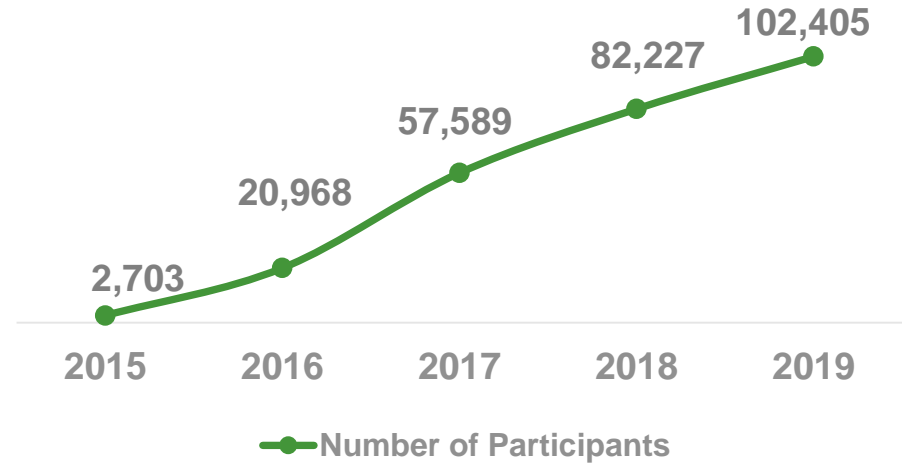
YouTube: <https://www.youtube.com/watch?v=gqXfXx8xQyM>



Year over Year, Enrollment Goals Met

Draft and Confidential

- Goal for 2019 enrollment – 11%
- 2019 enrollment – 102,405 out of 938,000 eligible
 - 11% enrollment rate
- Ameren Illinois will bid in the Peak Time Rewards aggregate capacity into the Midcontinent Independent System Operator's capacity auction in April 2020.
- If MISO does not call an event in 2020, Ameren will call events near the end of the cooling season (August and September) to clear the capacity account and ensure enrollees have the opportunity to earn bill credits



Peak Time Rewards Enrollment by Plan Year



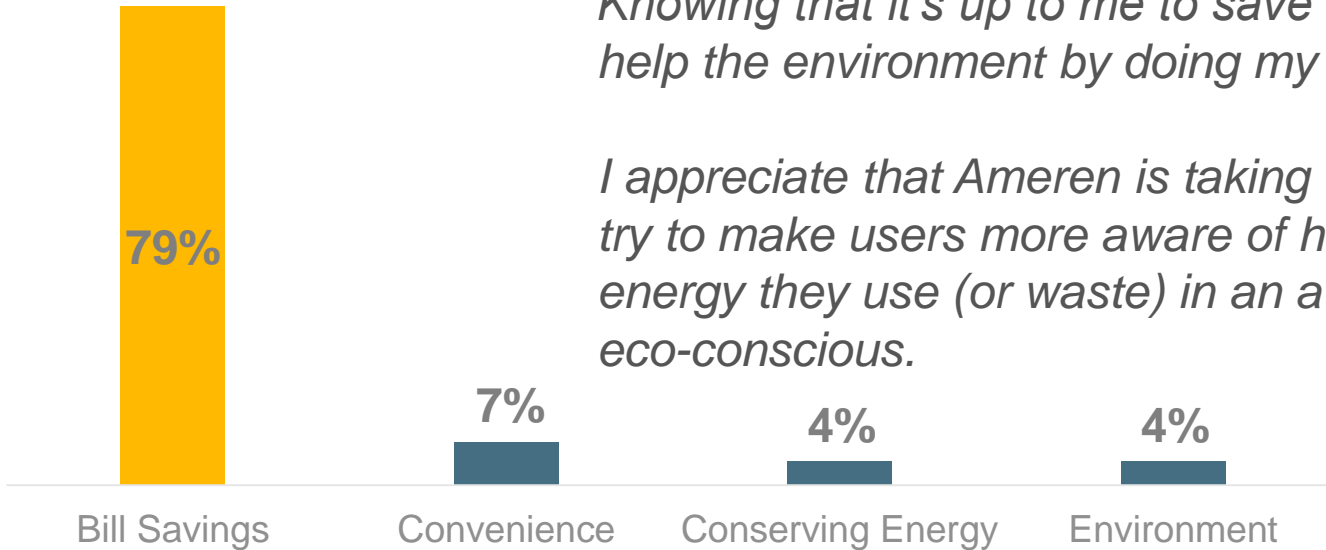
Peak Time Rewards: Overall Customer Sentiment



The chance to save money without any pressure.

Knowing that it's up to me to save money and help the environment by doing my small part.

I appreciate that Ameren is taking the steps to try to make users more aware of how much energy they use (or waste) in an attempt to be eco-conscious.



Top Four Response Categories



Non Standard Metering (NSM) (1/2)

Draft and Confidential

At the end of December 2019, 1,305 Ameren Illinois customers received charges for non standard metering.

Type	Count
AMI Customers Charged for NSM	1,305
AMI Customers Requesting NSM But Not Yet Eligible for Charges	<u>1,369</u>
Total Customers Enrolled in NSM	2,674



Non Standard Metering (NSM) (2/2)

Draft and Confidential

Customer Enrollment Method	Count
Enrolled After Meter Installation	246
AMI Refusal During Deployment	652
Customer Contact Center	453
Unable to Complete Meter Exchange	<u>1,323</u>
Total	2,674



Electric AMI Capital Expenditures (1/2)

Draft and Confidential

Category	Budget	2019 Actual Costs	Variance
AMI Meters	\$38.9	\$29.1	\$9.8
Communication Network	\$0.2	\$3.2	(\$3.0)
Information Technology	\$1.3	\$0.6	\$0.7
Program Management	\$1.2	\$1.0	\$0.1
AMI Operations	<u>\$6.3</u>	<u>\$0.9</u>	<u>\$5.4</u>
Total	\$47.9	\$34.8	\$13.0
*Filed in ICC Docket 12-0244 Re-Opening			



Electric AMI Capital Expenditures (2/2)

Draft and Confidential

Electric AMI	2012	2013	2014	2015	2016	2017	2018	2019	2020	Total
100% Electric Allocated Budget*	\$2.9	\$18.1	\$32.9	\$46.1	\$37.4	\$60.0	\$56.5	\$47.9	\$0.0	\$301.8
100% Electric Allocated Actuals / Forecast	<u>\$2.9</u>	<u>\$18.1</u>	<u>\$32.9</u>	<u>\$46.1</u>	<u>\$37.9</u>	<u>\$66.5</u>	<u>\$56.2</u>	<u>\$34.8</u>	<u>\$0.4</u>	<u>\$296.0</u>
Difference	\$0.0	\$0.0	\$0.0	\$0.0	(\$0.5)	(\$6.5)	\$0.3	\$13.1	\$(0.4)	\$5.8
Filed in ICC Docket 12-0244 Re-Opening										



Appendices



2019 Year End AMI Related EIMA Metrics

Metric	2018	2019
Estimated Bills	108,455	84,018
Consumption On Inactive Meters	6.4M kWh	3.8M kWh
Uncollectibles	\$11.3M	\$11.3M

Ameren Illinois satisfied the 2019 performance year goals for all three metrics. These metrics will be explained in more detail in Ameren Illinois' Modernization Action Plan Multi-Year Performance Metrics 2019 Annual Report to be filed pursuant to 220 ILCS 5/16-108.5(f).





Ameren

ILLINOIS

FOCUSED ENERGY. For life.